



Get Started in the Laurel Springs School Portal

The way you log in to the LMS to access your courses or your observer account is changing!

We are excited to invite you to the Laurel Springs School Portal, which will now become your login hub to access the LMS!

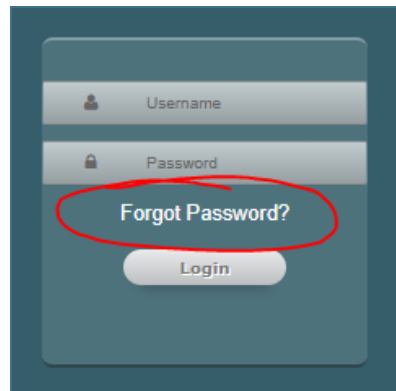
Log in to the Portal at: laurelsprings.geniussis.com/PublicWelcome.aspx

★ *Bookmark this page for easy access!*



- Your **username** is the same as the username you use to log in to the LMS.
- You will need to create a password to log into the Portal. **Please follow these five steps:**

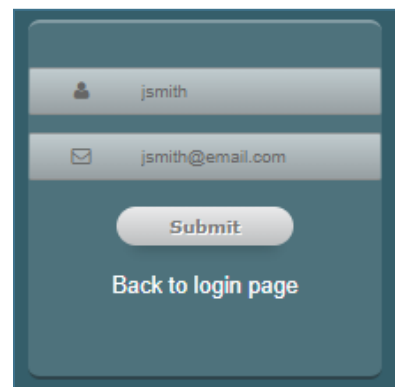
1. Click on the **Forgot Password?** link.



A login form with a dark teal background. It features three input fields: 'Username' with a person icon, 'Password' with a lock icon, and a 'Forgot Password?' link circled in red. Below these is a 'Login' button.

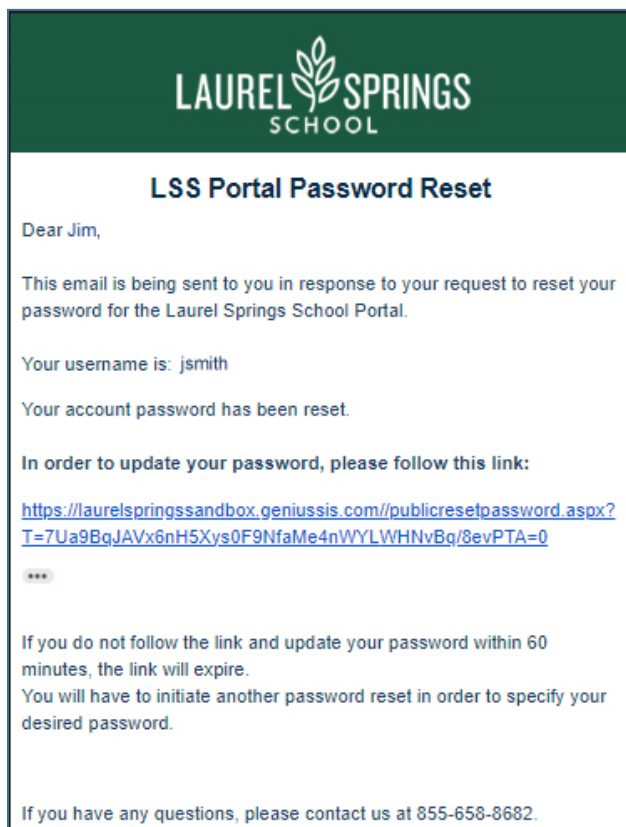
2. Then enter your **username** and your **email address**, and click the **Submit** button.

For email address, you must use the email address that you received these directions at as this is the email address that we have on file for you.



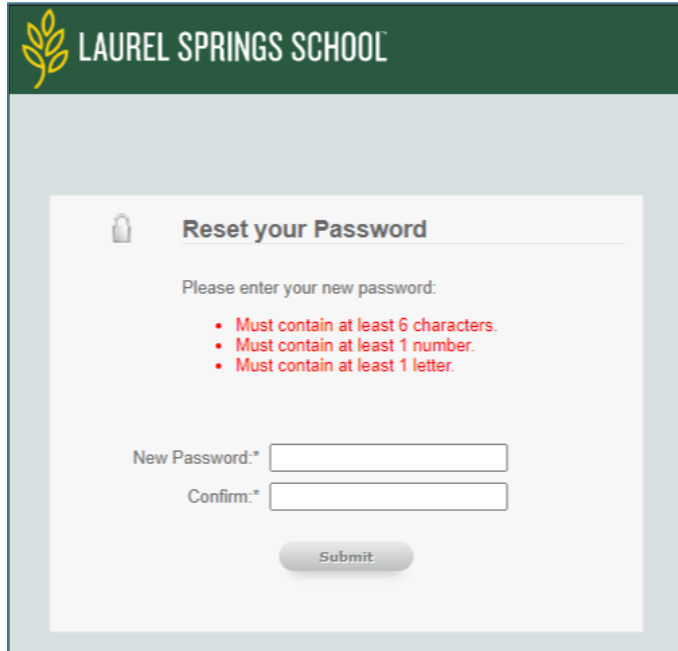
A form with a dark teal background. It contains two input fields: the first has 'jsmith' and the second has 'jsmith@email.com'. Below these is a 'Submit' button and a 'Back to login page' link.

3. You'll receive an email sent to that address, with a link to reset your password.



An email template with a dark green header containing the 'LAUREL SPRINGS SCHOOL' logo. The body is white with a dark green border. It includes a greeting 'Dear Jim,', a message about the password reset request, the username 'jsmith', and a confirmation that the password has been reset. It provides a link to update the password: <https://laurelspringssandbox.geniussis.com/publicresetpassword.aspx?T=7Ua9BqJAVx6nH5Xys0F9NfaMe4nWYLWHNvBq/8evPTA=0>. It also includes a warning that the link expires in 60 minutes and a contact number '855-658-8682'.

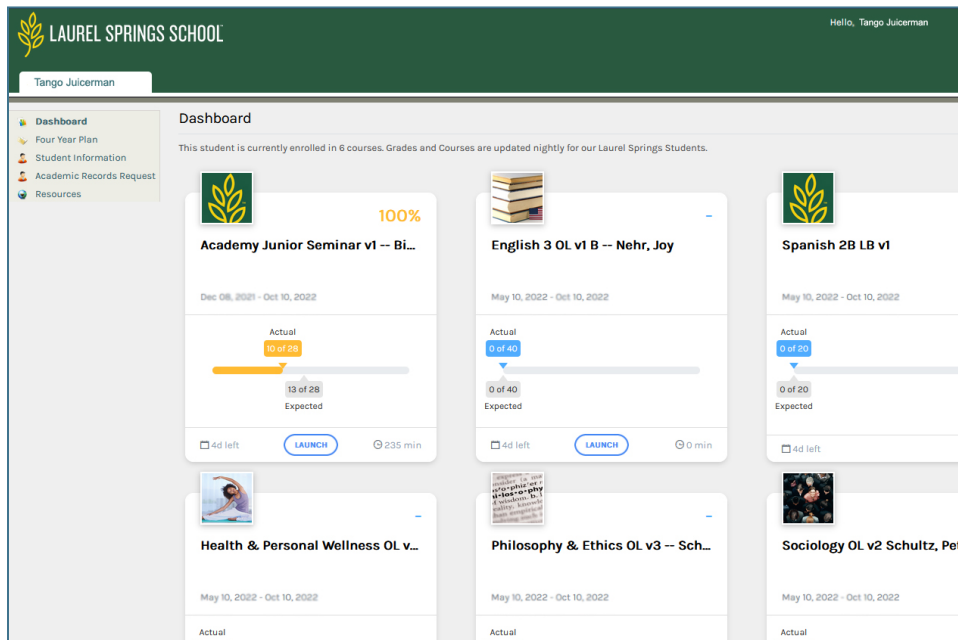
- Click on the link to go to the secure password reset page. Enter your new password twice, and then click the **Submit** button.



The image shows a web form for resetting a password. At the top is the Laurel Springs School logo. The form is titled "Reset your Password" and includes a lock icon. Below the title, it says "Please enter your new password:" followed by three red bullet points: "Must contain at least 6 characters.", "Must contain at least 1 number.", and "Must contain at least 1 letter." There are two input fields: "New Password.*" and "Confirm.*". Below these fields is a "Submit" button.

- After you click *Submit*, you'll be automatically signed in to the Portal. *Carefully read the welcome message to help you navigate around the Portal.*

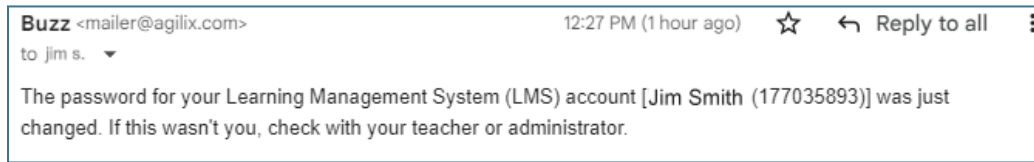
Via the Dashboard menu option, you'll see your courses displayed. Click the **“Launch”** button on a course card to automatically sign in to the LMS in a new tab!



The image shows a student dashboard for Laurel Springs School. The header includes the school logo and the name "Tango Juicerman". The dashboard is titled "Dashboard" and includes a message: "This student is currently enrolled in 6 courses. Grades and Courses are updated nightly for our Laurel Springs Students." The dashboard displays six course cards, each with a course title, a progress bar, and a "LAUNCH" button. The courses are: Academy Junior Seminar v1 -- Bi..., English 3 OL v1 B -- Nehr, Joy, Spanish 2B LB v1, Health & Personal Wellness OL v..., Philosophy & Ethics OL v3 -- Sch..., and Sociology OL v2 Schultz, Pet. The progress bars show the current status of each course, such as "Actual 10 of 28" for the Academy Junior Seminar.

Important notes:

- When your password is reset, you will receive an automatic email from the LMS notifying you that your password has been updated. You can disregard this email notification.



- If you have any trouble logging in, please contact our Student Services team at StudentServices@LaurelSprings.com or call **855-658-8682**. We can help you reset your password or update your email address as needed.